

DCT 571



Industrial Pressure Transmitter with RS485 Modbus RTU

Ceramic Sensor

accuracy according to IEC 60770:
standard: 0.35 % FSO
option: 0.25 % FSO

Nominal pressure

from 0 ... 100 mbar up to 0 ... 60 bar

Output signal

RS485 with Modbus RTU protocol

Special characteristic

- ▶ diaphragm ceramics 99.9 % Al_2O_3
- ▶ high long-term stability
- ▶ reset function

Optional versions





- ▶ different kinds of inch threads
- ▶ pressure port in PVDF or PP-HT for aggressive media on request

The pressure transmitter DCT 571 was developed for applications in plant and mechanical engineering or in laboratory technology, e.g. designed to measure pressures or levels of pasty, contaminated or aggressive media.

The self-developed pressure sensor made of 99.9% pure ceramic is characterized by a high overload capacity, as well as temperature and media resistance.

The integrated RS 485 interface and the MODBUS RTU protocol used ensure reliable and robust data transmission, which also works smoothly over long distances.

Preferred areas of use

-  Plant and machine engineering
-  Laboratory techniques
-  Water
-  Aggressive media



Modbus®

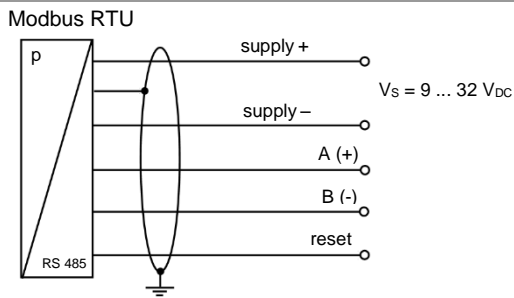
Input pressure range																
Nominal pressure gauge	[bar]	0.1	0.16	0.25	0.4	0.6	1	1.6	2.5	4	6	10	16	25	40	60
Level	[mH ₂ O]	1	1.6	2.5	4	6	10	16	25	40	50	100	160	250	400	600
Overpressure	[bar]	3	4	5	5	5	7	7	12	12	20	20	20	40	70	70
Burst pressure ≥	[bar]	4	6	8	8	7	9	9	18	18	25	30	30	45	80	80
Permissible vacuum	[bar]	-0.2	-0.3	-0.5				-1 (unlimited vacuum resistance)								
Output signal																
Digital (pressure)	RS485 with Modbus RTU protocol															
Supply																
Direct current (DC)	V _S = 9 ... 32 V _{DC}															
Performance																
Accuracy ¹	standard: ≤ ± 0.35 % FSO option: ≤ ± 0.25 % FSO															
Long term stability	≤ ± 0,1 % FSO / year at reference conditions															
Measuring rate	500 Hz															
Delay time	500 msec															
¹ accuracy according to IEC 60770 – limit point adjustment (non-linearity, hysteresis, repeatability)																
Thermal effects (offset and span)																
Tolerance band	≤ ± 1 % FSO															
In compensated range	-20 ... 80 °C															
Permissible temperatures ²																
Medium	-40 ... 125 °C															
Electronics / environment	-40 ... 85 °C															
Storage	-40 ... 85 °C															
² for pressure port in PVDF or PP-HT the operation medium temperature is -30 ... 60 °C																
Electrical protection																
Short-circuit protection	permanent															
Reverse polarity protection	no damage, but also no function															
Electromagnetic compatibility	emission and immunity according to EN 61326															
Mechanical stability																
Vibration	10 g RMS (25 ... 2000 Hz) according to DIN EN 60068-2-6															
Shock	100 g / 1 msec according to DIN EN 60068-2-27															
Materials																
Pressure port	standard: stainless steel 1.4404 (316 L) option for G3/4" flush: PVDF, PP-HT on request others on request															
Housing	stainless steel 1.4404 (316 L) others on request															
Seals (O-rings)	standard: FKM options: EPDM FFKM others on request															
Diaphragm	ceramics Al ₂ O ₃ 99.9 % others on request															
Media wetted parts	pressure port, seals, diaphragm															
Miscellaneous																
Ingress protection	IP 67															
Installation position	any															
Current consumption	max. 10 mA															
Weight	approx. 180 g															
Operational life	100 million load cycles															
CE-conformity	EMC Directive: 2014/30/EU															

DCT 571

Industrial Pressure Transmitter with RS485 Modbus RTU

Technical Data

Wiring diagram

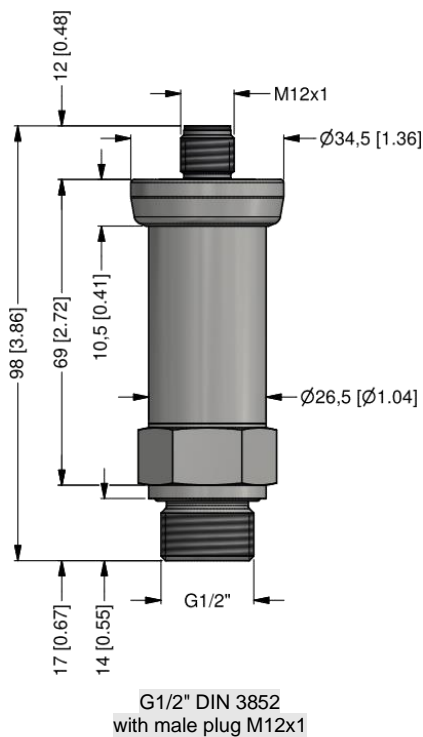


Pin configuration / electrical connection

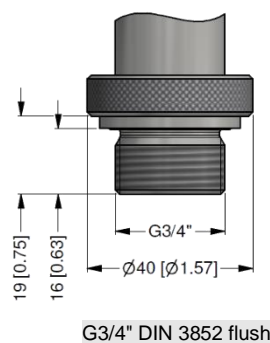
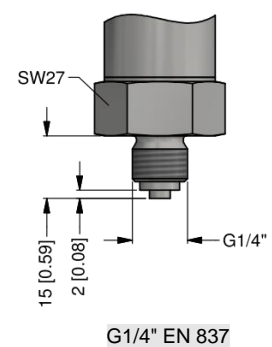
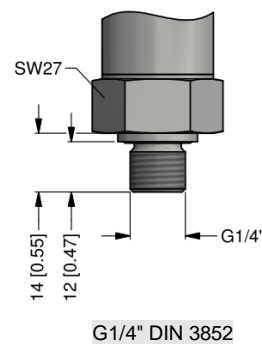
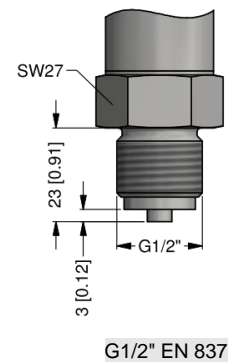
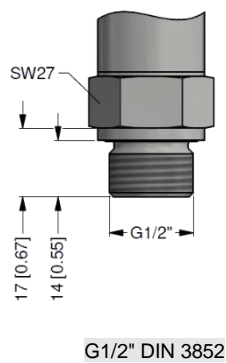
Electrical connection	M12x1, metal (5-pin)	
Supply +	1	
Supply -	3	
A (+)	2	
B (-)	4	
Reset	5	
Shield	plug housing	

Dimensions / mechanical connection (mm / in)

standard



options



⇒ metric threads and other versions on request

DCT 571

Industrial Pressure Transmitter with RS485 Modbus RTU

Technical Data

Configuration Modbus RTU					
Standard configuration	001	-	1	-	1
Address					
Address	001				
	...				
	247				
Baud Rate					
4800 Bd			0		
9600 Bd			1		
19200 Bd			2		
38400 Bd			3		
Parity					
None					0
Odd					1
Even					2
Configuration code (to specify with order)					
		-		-	

© 2020 BD|SENSORS GmbH - The specifications given in this document represent the state of engineering at the time of publishing. We reserve the right to make modifications to the specifications and materials.

DCT571_E_310820

Ordering code DCT 571

DCT 571



Pressure										
		gauge in bar	2	8	5					
		gauge in mH ₂ O	2	8	6					
Input										
	[mH ₂ O]	[bar]								
	1.0	0.1	1	0	0	0				
	1.6	0.16	1	6	0	0				
	2.5	0.25	2	5	0	0				
	4.0	0.40	4	0	0	0				
	6.0	0.60	6	0	0	0				
	10	1.0	1	0	0	1				
	16	1.6	1	6	0	1				
	25	2.5	2	5	0	1				
	40	4.0	4	0	0	1				
	60	6.0	6	0	0	1				
	100	10	1	0	0	2				
	160	16	1	6	0	2				
	250	25	2	5	0	2				
	400	40	4	0	0	2				
	600	60	6	0	0	2				
	customer		9	9	9	9				consult
Output										
		RS485 Modbus RTU			L	5				
Accuracy										
		standard	0.35 % FSO				3			
		option	0.25 % FSO				2			
		customer					9			consult
Electrical connection										
		male plug M12x1 (5-pin) / metal					N	1	1	
		customer					9	9	9	consult
Mechanical connection										
		G1/2" DIN 3852					1	0	0	
		G1/2" EN 837					2	0	0	
		G1/4" DIN 3852					3	0	0	
		G1/4" EN 837					4	0	0	
		G3/4" with flush sensor					K	0	0	
		customer					9	9	9	consult
Seal										
		FKM								1
		EPDM								3
		FFKM								7
		customer								9
										consult
Pressure port										
		stainless steel 1.4404 (316L)								1
		PVDF ²								B
		PP-HT ²								R
		customer								9
										consult
Diaphragm										
		ceramics Al ₂ O ₃ 99.9 %								C
		customer								9
										consult
Special version										
		standard								0
		customer								9
										0
										9
										9
										consult

© 2020 BD|SENSORS GmbH - The specifications given in this document represent the state of engineering at the time of publishing. We reserve the right to make modifications to the specifications and materials.

¹ metric threads and others on request

² only for mechanical connection G3/4"; for pressure port in PVDF or PP-HT the operation medium temperature is -30 ... 60 °C